

BRIDGELUX BLUE POWER DIE

BXDA 26 mil x 30 mil

PRODUCT DATA SHEET DS-C34

The Bridgelux family of blue power die enables high performance and cost effective solutions to serve solid state lighting market. This next generation flip chip technology delivers improved efficiency and performance to enable increased light output for a variety of lighting, signaling and display applications.

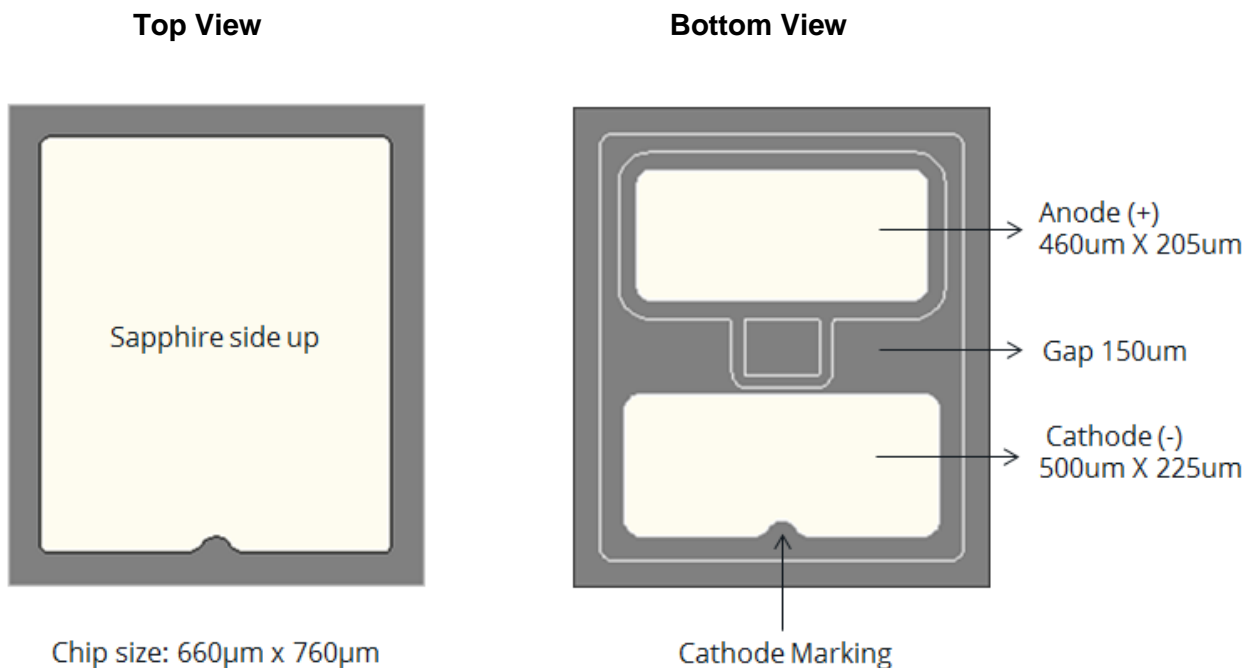
Features

- Latest flip chip technology
- Allows for direct attach and reflow
- High drive current
- Low thermal resistance
- Low typical forward voltage
- Long operating life
- 450-460nm wavelength range

Applications

- Digital Camera Flash
- Automotive Lighting
- General Illumination
- Architectural Lighting
- Directional Lighting
- Display Backlighting
- White LEDs

LED Chip Diagram



BRIDGELUX BLUE POWER DIE

BXDA 26 mil x 30 mil

Product Nomenclature

B X D A 2630 X X X - Y - Z

Where:

- BXDA: Designates product family
- 2630: Designates die size (26 mil x 30 mil)
- XXX: Designates dominant wavelength bin
- Y: Designates radiometric power bin
- Z: Designates forward voltage bin

Part Numbering and Bin Definitions

Bridgelux LED chips are sorted into the brightness and dominant wavelength bins shown below at $I_f = 350$ mA. Each blue tape contains die from only one brightness bin and one wavelength bin.

The forward voltage bins are 3.0-3.1 V (A1), 3.1-3.2 V (A2), 3.2-3.3 V (B1), 3.3-3.4 V (B2), 3.4-3.5 V (C1) and 3.5-3.6 V (C2). The maximum forward voltage ($V_f \text{ max}$) = 3.6 V.

Dominant Wavelength	Power Bin H1 (420 – 440 mW)	Power Bin H2 (440 – 460 mW)
450 to 452.5nm	BXDA2630450-H1-z	BXDA2630450-H2-z
452.5 to 455nm	BXDA2630452-H1-z	BXDA2630452-H2-z
455 to 457.5nm	BXDA2630455-H1-z	BXDA2630455-H2-z
457.5 to 460nm	BXDA2630457-H1-z	BXDA2630457-H2-z

Dominant Wavelength	Power Bin J1 (460 – 480 mW)	Power Bin J2 (480 – 500 mW)
450 to 452.5nm	BXDA2630450-J1-z	BXDA2630450-J2-z
452.5 to 455nm	BXDA2630452-J1-z	BXDA2630452-J2-z
455 to 457.5nm	BXDA2630455-J1-z	BXDA2630455-J2-z
457.5 to 460nm	BXDA2630457-J1-z	BXDA2630457-J2-z

Note: z = "A1" for V_f bin of 3.0-3.1V; z = "A2" for V_f bin of 3.1-3.2V; z = "B1" for V_f bin of 3.2-3.3V; z = "B2" for V_f bin of 3.3-3.4V; z = "C1" for V_f bin of 3.4-3.5V; z = "C2" for V_f bin of 3.5-3.6V

BRIDGELUX BLUE POWER DIE

BXDA 26 mil x 30 mil

Mechanical Dimensions

Chip size	660(±25) μm × 760(±25) μm
Wafer thickness	130(±10) μm
Pad Gap	150(±10)μm
Anode Pad (Au)	460(±10)μm x 205(±10)μm
Cathode Pad (Au)	500(±10)μm x 225(±10)μm

Absolute Maximum Ratings

Parameter	Symbol	Maximum Rating	Condition
DC Forward Current	I_f	700 mA ¹	$T_a=25^{\circ}\text{C}$
Forward Voltage	V_f	3.6 V	$I_f = 350 \text{ mA}$
Reverse voltage	V_r	-5V	$T_a=25^{\circ}\text{C}$
Reverse Current	I_r	1.0 μA	$V_r = -5 \text{ V}$
Junction Temperature	T_j	150°C	
Assembly Process Temp.		325°C for < 5 seconds	
Storage Conditions (chip on tape) ⁶		0°C to +40°C ambient, RH < 65%	

Notes:

1. Maximum drive current depends on junction temperature, die attach methods/materials, and lifetime requirements of the application.
2. Bridgelux LED chips are Class 1 ESD sensitive.
3. The typical spectra half-width of the BXDA2630 blue power die is < 25 nm.
4. Please consult the Bridgelux technical support team for information on how to optimize the light output of our chips in your package.
5. Brightness values are measured in an integrating sphere using silver plated single layer flip chip substrates without encapsulation.
6. Tapes should be stored in a vertical orientation, not horizontally stacked. Stacking of tapes can place excessive pressure on the bond pads of the LED.

BRIDGELUX BLUE POWER DIE

BXDA 26 mil x 30 mil

Environmental Compliance

Bridgelux is committed to providing environmentally friendly products to the solid state lighting market. Bridgelux BXDA2630 blue power die are compliant to the European Union directives on the restriction of hazardous substances in electronic equipment, namely the RoHS directive. Bridgelux will not intentionally add the following restricted materials to BXDA2630 die products: lead, mercury, cadmium, hexavalent chromium, polybrominated biphenyls (PBB) or polybrominated diphenyl ethers (PBDE).

BRIDGELUX BLUE POWER DIE

BXDA 26 mil x 30 mil

Performance vs. Current

The following curves represent typical performance of the BXDA2630 blue power die. Actual performance will vary slightly for different power, dominant wavelength and Vf bins.

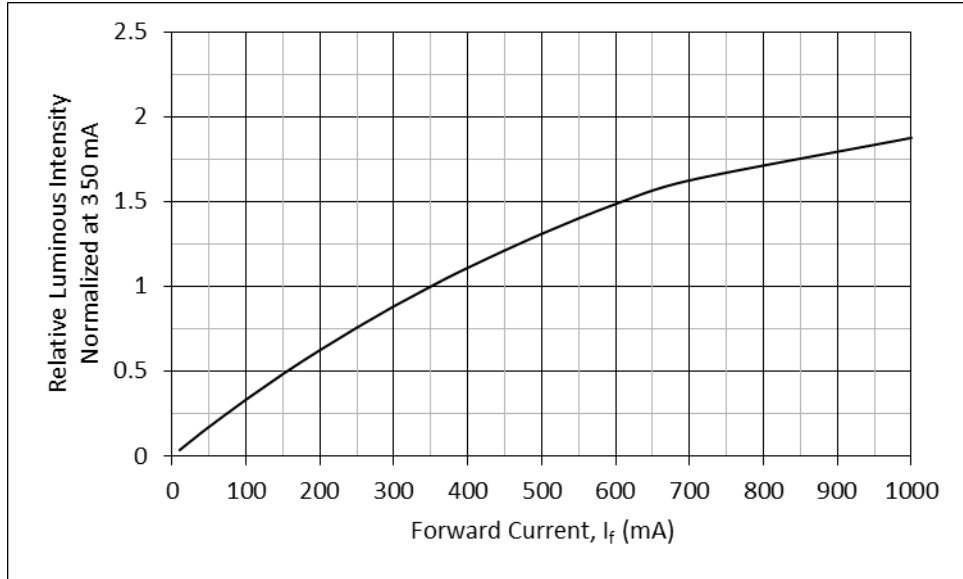


Figure 1: Relative Luminous Intensity vs. Forward Current ($T_j = 25^\circ\text{C}$)

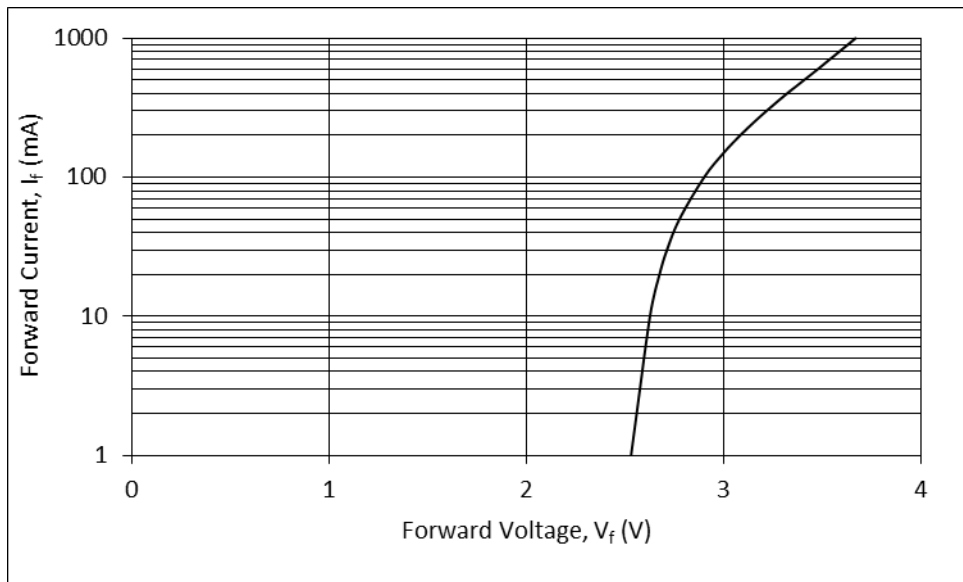


Figure 2: Forward Current vs. Forward Voltage ($T_j = 25^\circ\text{C}$)

BRIDGELUX BLUE POWER DIE

BXDA 26 mil x 30 mil

Performance vs. Junction Temperature

The following curves represent typical performance of the BXDA2630 blue power die. Actual performance will vary slightly for different power, dominant wavelength and Vf bins.

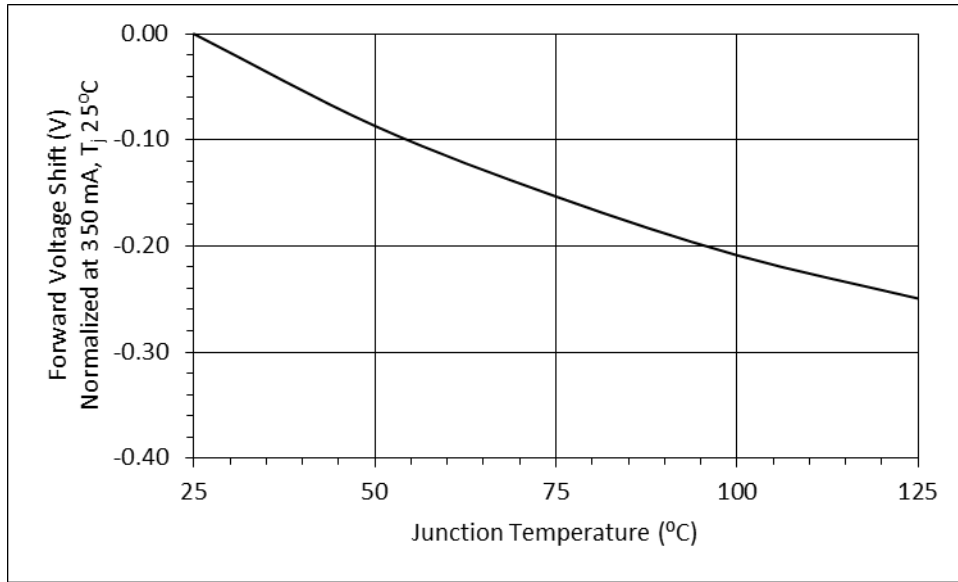


Figure 3: Forward Voltage Shift vs. Junction Temperature

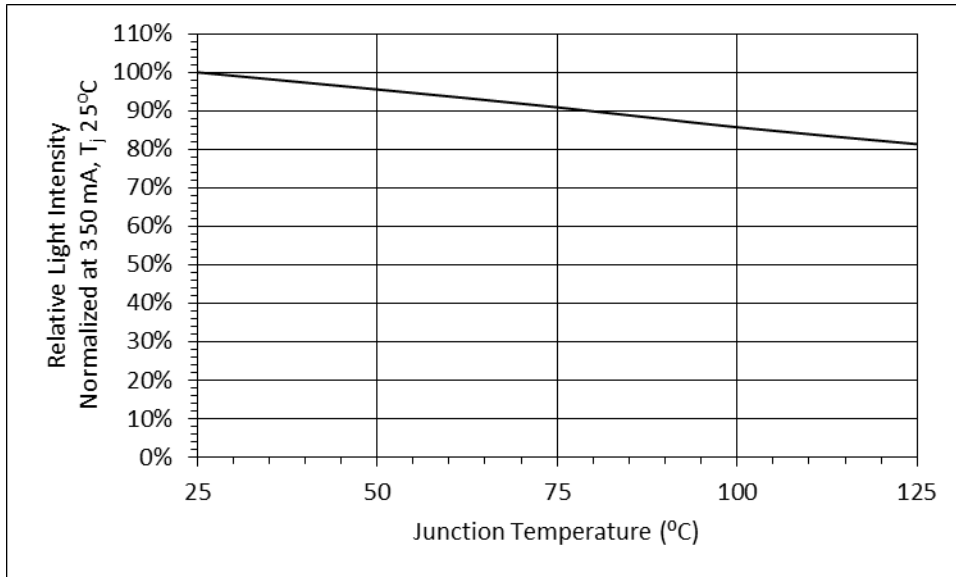


Figure 4: Relative Light Intensity vs. Junction Temperature

BRIDGELUX BLUE POWER DIE

BXDA 26 mil x 30 mil

Wavelength Shift

The following curves represent typical performance of the BXDA2630 blue power die. Actual performance will vary slightly for different power, dominant wavelength and Vf bins.

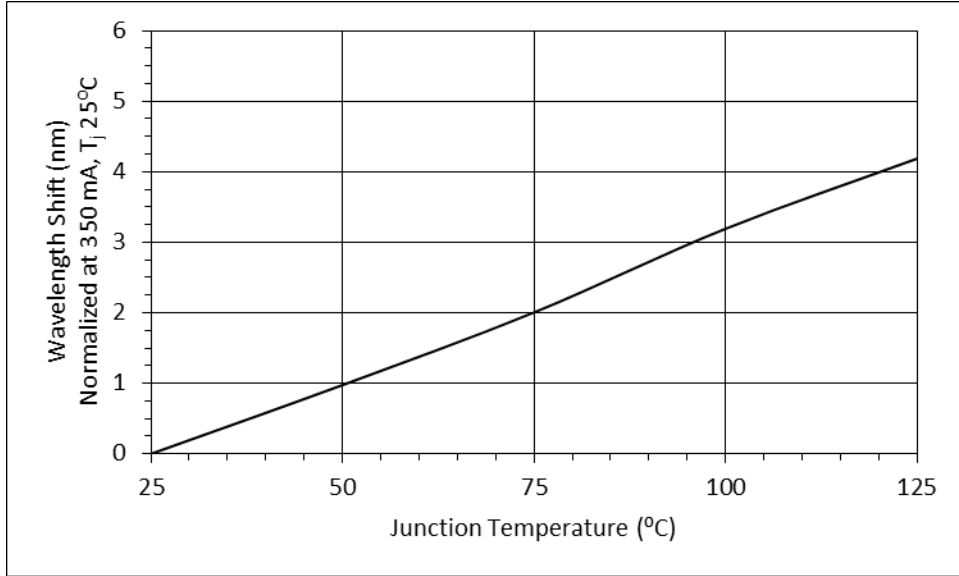


Figure 5: Wavelength Shift vs. Junction Temperature

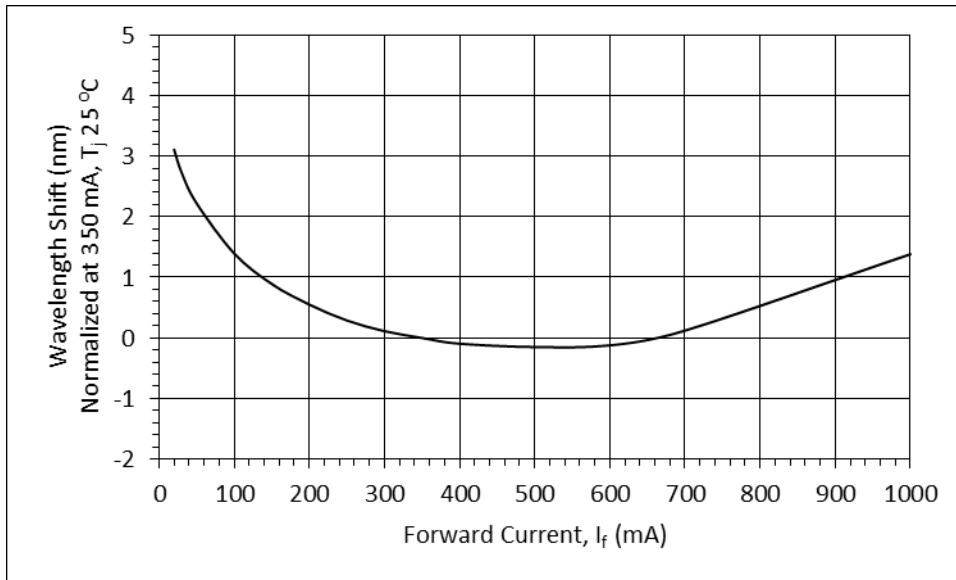


Figure 6: Wavelength Shift vs. Forward Current

BRIDGELUX BLUE POWER DIE

BXDA 26 mil x 30 mil

Current De-rating Curves

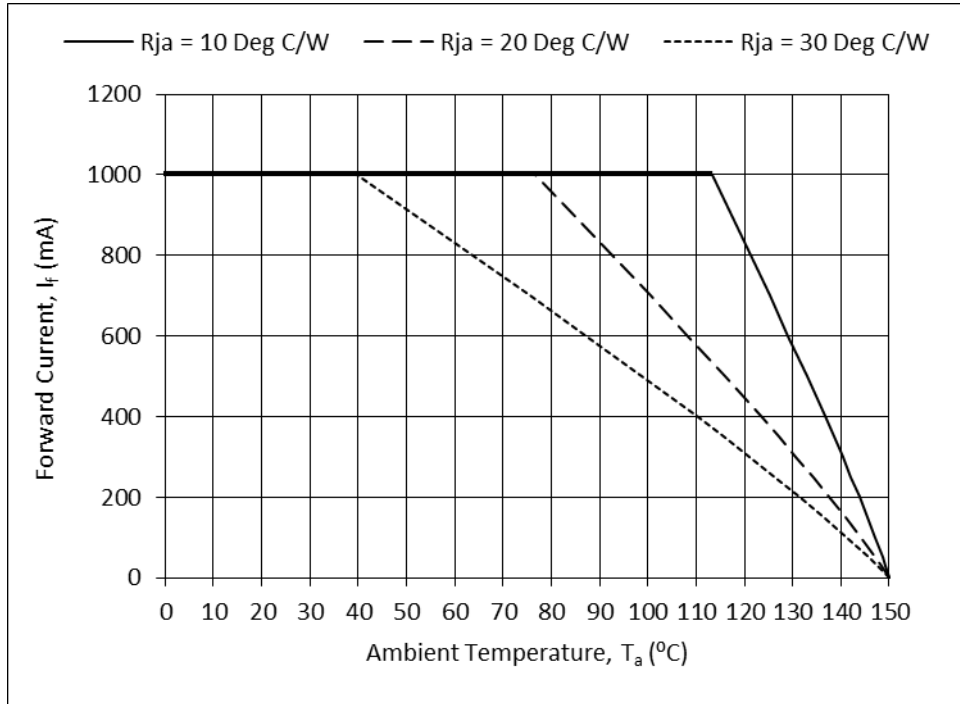


Figure 7: Current Derating Curve vs. Ambient Temperature (derating based on T_j max 150C)

BRIDGELUX BLUE POWER DIE

BXDA 26 mil x 30 mil

About Bridgelux

At Bridgelux, we help companies, industries and people experience the power and possibility of light. Since 2002, we've designed LED solutions that are high performing, energy efficient, cost effective and easy to integrate. Our focus is on light's impact on human behavior, delivering products that create better environments, experiences and returns—both experiential and financial. And our patented technology drives new platforms for commercial and industrial luminaires.

For more information about the company, please visit

bridgelux.com

twitter.com/Bridgelux

facebook.com/Bridgelux

linkedin.com/company/Bridgelux-inc-_2

WeChat ID: BridgeluxInChina