

# BRIDGELUX BLUE POWER DIE

BXCD 11 mil x 33 mil

## PRODUCT DATA SHEET DS-C38

The Bridgelux family of blue power die enables high performance and cost effective solutions to serve solid state lighting market. This next generation chip technology delivers improved efficiency and performance to enable increased light output for a variety of lighting, signaling and display applications.

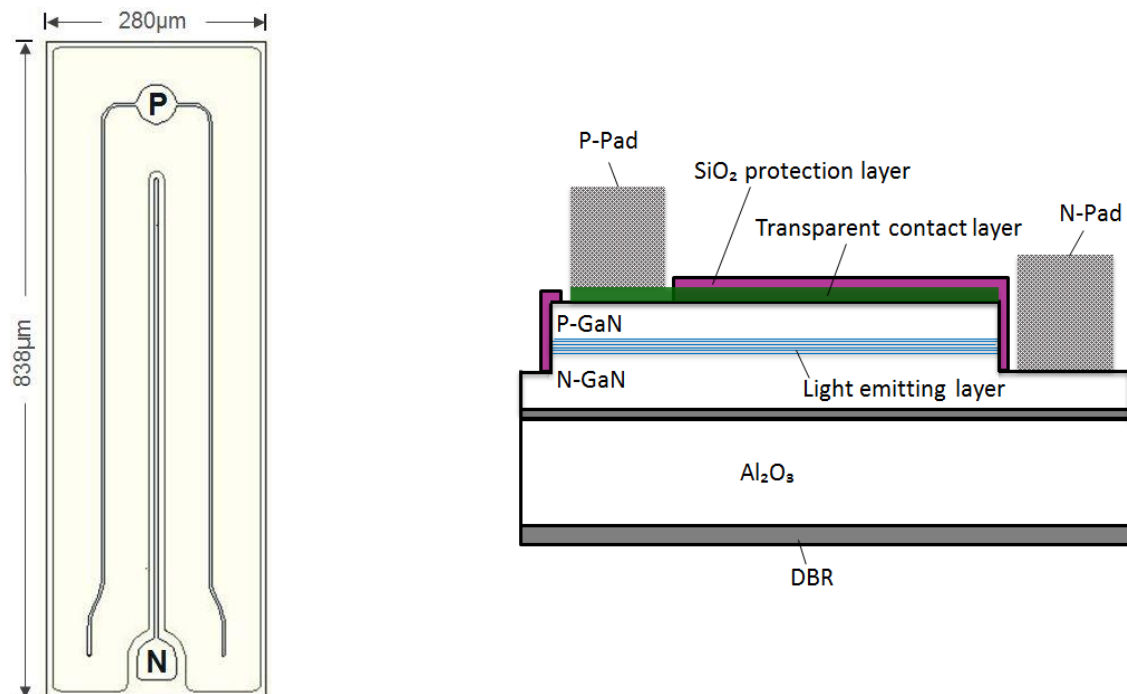
### Features

- High lumen output and efficiency
- Long operating life
- 100% Tested and sorted by wavelength, power and forward voltage
- Lambertian emission pattern
- Compatible with Solder paste, solder preform or silver epoxy die attach
- Delivered on medium tack blue tape (20cm±10mm x20 cm±10mm)

### Applications

- General Illumination
- Portable Lighting
- Architectural Lighting
- Directional Lighting
- Display Backlighting
- Digital Camera Flash
- Automotive Lighting
- White LEDs

### LED Chip Diagram



# BRIDGELUX BLUE POWER DIE

BXCD 11 mil x 33 mil

## Product Nomenclature

**B X C D 1133 X X X - Y - Z**

Where:

- BXCD: Designates product family
- 1133: Designates die size (11 mil x 33 mil)
- XXX: Designates dominant wavelength bin
- Y: Designates radiometric power bin
- Z: Designates forward voltage bin

## Part Numbering and Bin Definitions

Bridgelux LED chips are sorted into the brightness and dominant wavelength bins shown below at  $I_f = 150$  mA. Each blue tape contains die from only one brightness bin and one wavelength bin.

The forward voltage bins are 3.0-3.1 V (A1), 3.1-3.2 V (A2), 3.2-3.3 V (B1), 3.3-3.4 V (B2), 3.4-3.5 V (C1), and 3.5-3.6 V (C2). The maximum forward voltage ( $V_f \text{ max}$ ) = 3.6 V.

<b>Dominant Wavelength</b>	<b>Power Bin D5 (240 – 255 mW)</b>	<b>Power Bin D6 (255 – 275 mW)</b>
<b>450 to 452.5nm</b>	BXCD1133450-D5-z	BXCD1133450-D6-z
<b>452.5 to 455nm</b>	BXCD1133452-D5-z	BXCD1133452-D6-z
<b>455 to 457.5nm</b>	BXCD1133455-D5-z	BXCD1133455-D6-z
<b>457.5 to 460nm</b>	BXCD1133457-D5-z	BXCD1133457-D6-z

<b>Dominant Wavelength</b>	<b>Power Bin D7 (275 – 295 mW)</b>	<b>Power Bin D8 (295 – 320 mW)</b>
<b>450 to 452.5nm</b>	BXCD1133450-D7-z	BXCD1133450-D8-z
<b>452.5 to 455nm</b>	BXCD1133452-D7-z	BXCD1133452-D8-z
<b>455 to 457.5nm</b>	BXCD1133455-D7-z	BXCD1133455-D8-z
<b>457.5 to 460nm</b>	BXCD1133457-D7-z	BXCD1133457-D8-z

**Note:** z = "A1" for  $V_f$  bin of 3.0-3.1 V; "A2" for  $V_f$  bin of 3.1-3.2 V; "B1" for  $V_f$  bin of 3.2-3.3 V; "B2" for  $V_f$  bin of 3.3-3.4 V; "C1" for  $V_f$  bin of 3.4-3.5 V z = "C2" for  $V_f$  bin of 3.5-3.6 V.

# BRIDGELUX BLUE POWER DIE

BXCD 11 mil x 33 mil

## Mechanical Dimensions

Chip size	280(±15) μm × 838(±15) μm
Wafer thickness	150± 10 μm
Pad Thickness	3.5±0.3 μm
Au Pad Diameter	P: 52 μm / N: 52 μm

## Absolute Maximum Ratings

Parameter	Symbol	Maximum Rating	Condition
Forward DC Current	$I_f$	200 mA <sup>1</sup>	$T_a=25^{\circ}\text{C}$
Forward Voltage	$V_f$	3.6 V	$I_f = 150 \text{ mA}$
Reverse voltage	$V_r$	-5V	$T_a=25^{\circ}\text{C}$
Reverse Current	$I_r$	2.0 μA	$V_r = -5 \text{ V}$
Junction Temperature	$T_j$	100°C	
Assembly Process Temp.		325°C for <5 seconds	
Storage Conditions (chip on tape)		0°C to +40°C ambient, RH < 65%	

### Notes:

1. Maximum drive current depends on junction temperature, die attach methods/materials, and lifetime requirements of the application.
2. Bridgelux LED chips are Class 1 ESD sensitive.
3. The typical spectra half-width of the BXCD1133 blue power die is < 25 nm.
4. Please consult the Bridgelux technical support team for information on how to optimize the light output of our chips in your package.
5. Brightness values are measured in an integrating sphere using silver plated TO39 headers without encapsulation.
6. Tapes should be stored in a vertical orientation, not horizontally stacked. Stacking of tapes can place excessive pressure on the bond pads of the LED, resulting in reduced wire bonding strength.

## **BRIDGELUX BLUE POWER DIE**

BXCD 11 mil x 33 mil

### **Environmental Compliance**

Bridgelux is committed to providing environmentally friendly products to the solid state lighting market. Bridgelux BXCD1133 blue power die are compliant to the European Union directives on the restriction of hazardous substances in electronic equipment, namely the RoHS directive. Bridgelux will not intentionally add the following restricted materials to BXCD1133 die products: lead, mercury, cadmium, hexavalent chromium, polybrominated biphenyls (PBB) or polybrominated diphenyl ethers (PBDE).

# BRIDGELUX BLUE POWER DIE

BXCD 11 mil x 33 mil

## Performance vs. Current

The following curves represent typical performance of the BXCD1133 blue power die. Actual performance will vary slightly for different power, dominant wavelength and Vf bins.

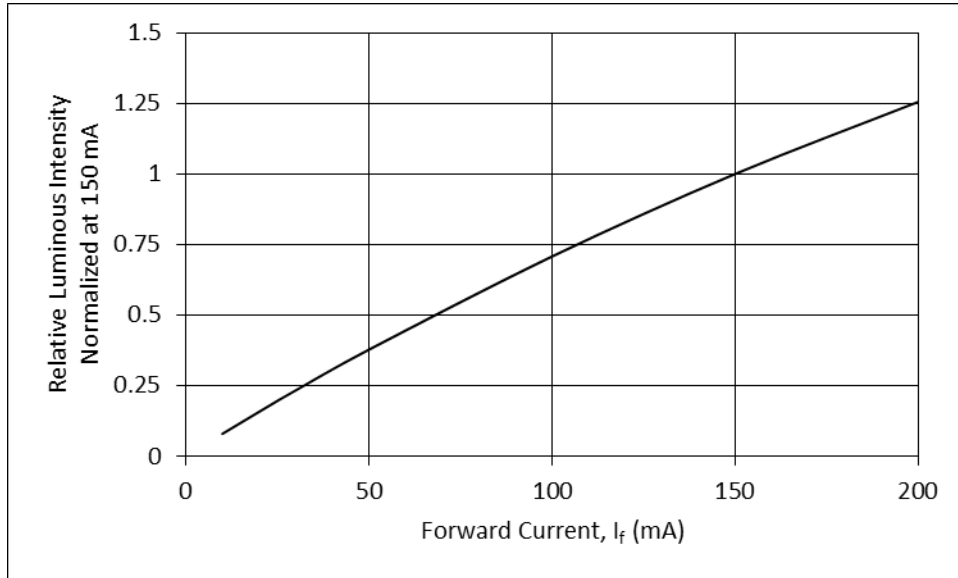


Figure 1: Relative Luminous Intensity vs. Forward Current ( $T_j = 25^\circ\text{C}$ )

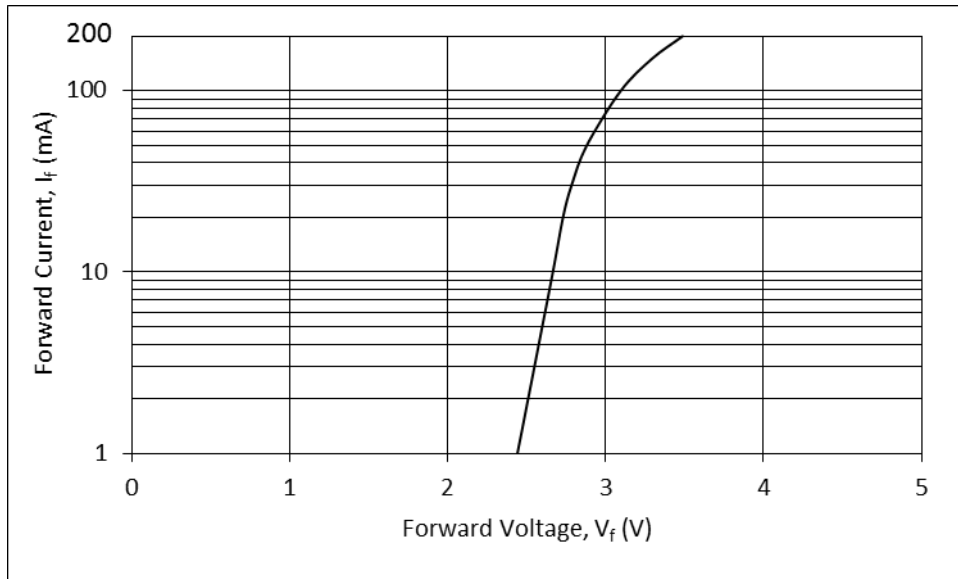


Figure 2: Forward Current vs. Forward Voltage ( $T_j = 25^\circ\text{C}$ )

# BRIDGELUX BLUE POWER DIE

BXCD 11 mil x 33 mil

## Performance vs. Junction Temperature

The following curves represent typical performance of the BXCD1133 blue power die. Actual performance will vary slightly for different power, dominant wavelength and Vf bins.

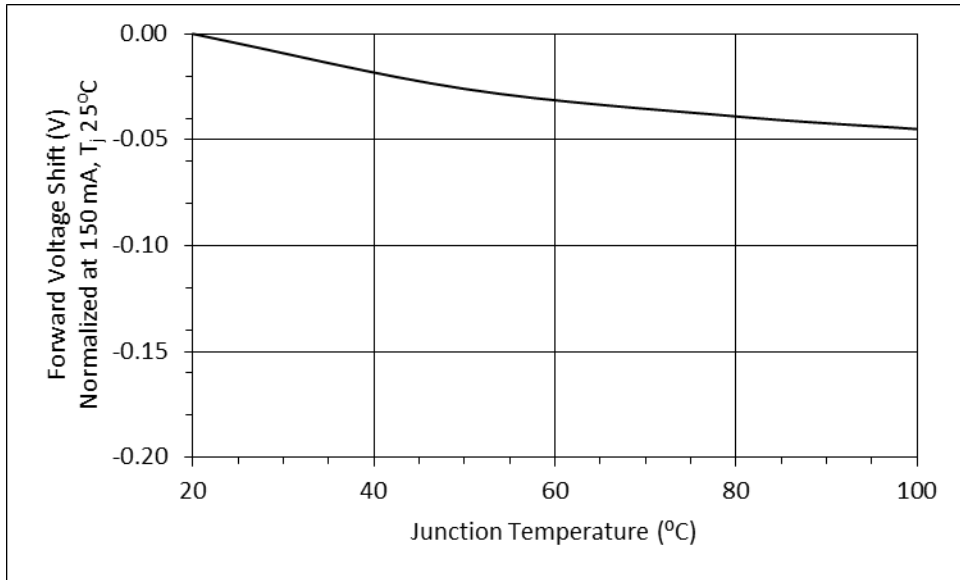


Figure 3: Forward Voltage Shift vs. Junction Temperature

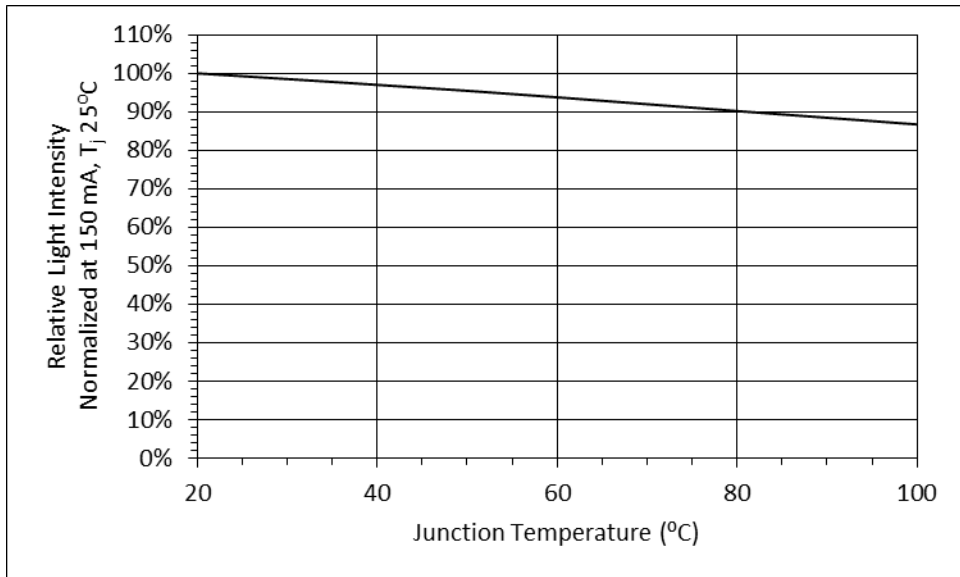


Figure 4: Relative Light Intensity vs. Junction Temperature

# BRIDGELUX BLUE POWER DIE

BXCD 11 mil x 33 mil

## Wavelength Shift

The following curves represent typical performance of the BXCD1133 blue power die. Actual performance will vary slightly for different power, dominant wavelength and Vf bins.

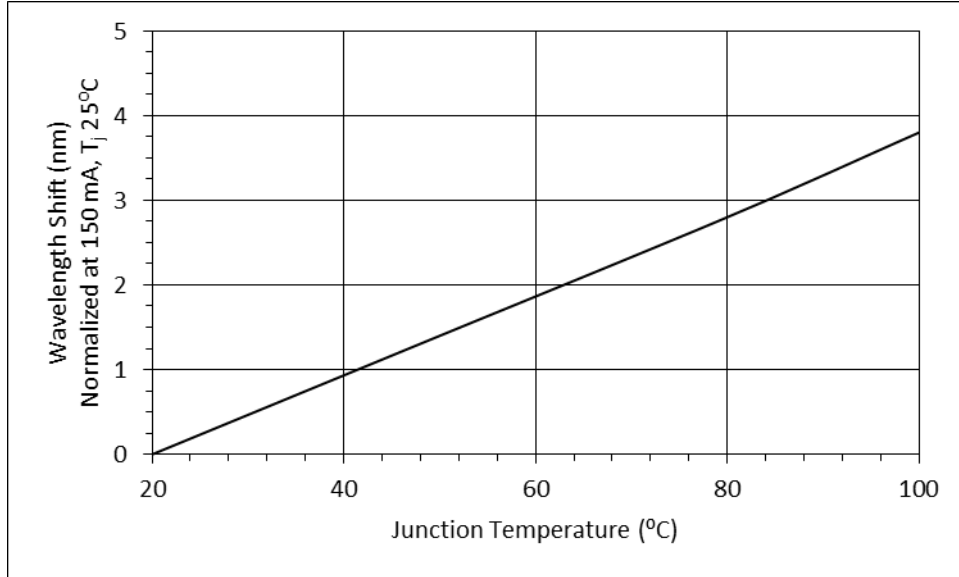


Figure 5: Wavelength Shift vs. Junction Temperature

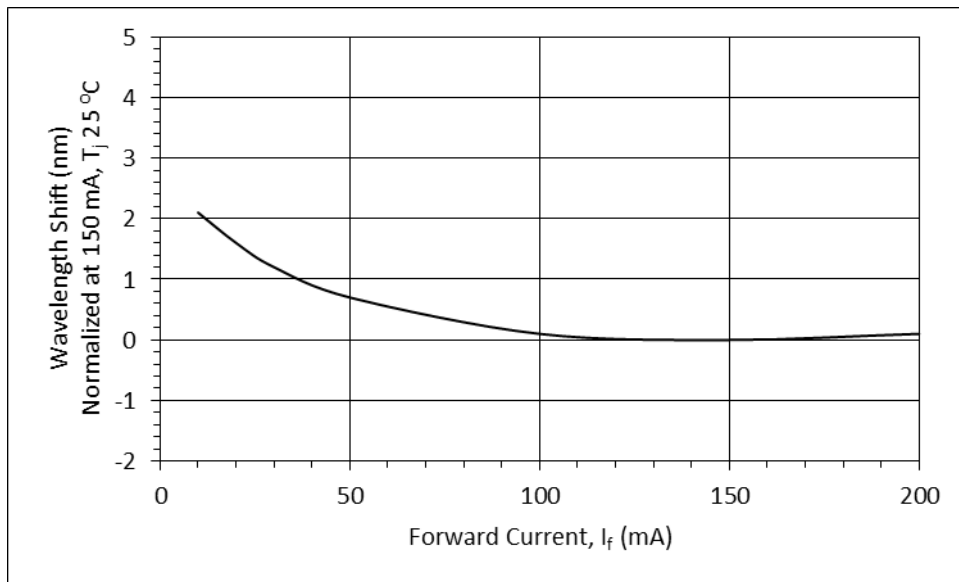


Figure 6: Wavelength Shift vs. Forward Current

# BRIDGELUX BLUE POWER DIE

BXCD 11 mil x 33 mil

## Typical Radiation Pattern

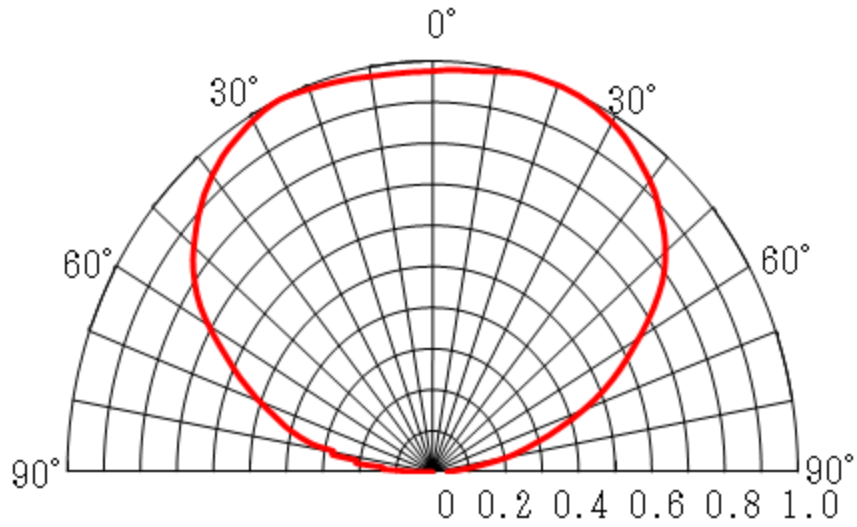


Figure 7: Typical Radiation Pattern (150 mA Operation)

## Current De-rating Curves

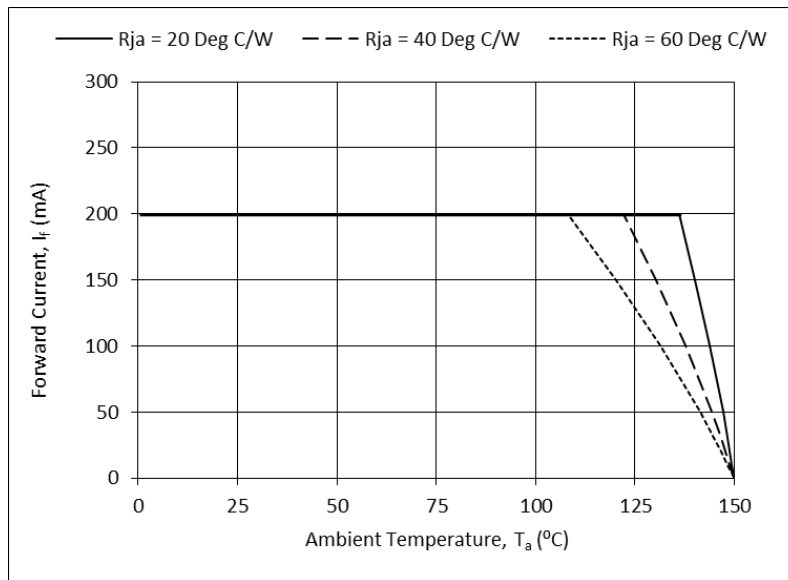


Figure 8: Current Derating Curve vs. Ambient Temperature (derating based on  $T_j$  max 100°C)



## **BRIDGELUX BLUE POWER DIE**

BXCD 11 mil x 33 mil

At Bridgelux, we help companies, industries and people experience the power and possibility of light. Since 2002, we've designed LED solutions that are high performing, energy efficient, cost effective and easy to integrate. Our focus is on light's impact on human behavior, delivering products that create better environments, experiences and returns—both experiential and financial. And our patented technology drives new platforms for commercial and industrial luminaires.

For more information about the company, please visit

[bridgelux.com](http://bridgelux.com)

[twitter.com/Bridgelux](https://twitter.com/Bridgelux)

[facebook.com/Bridgelux](https://facebook.com/Bridgelux)

[linkedin.com/company/Bridgelux-inc-\\_2](https://linkedin.com/company/Bridgelux-inc-_2)

WeChat ID: BridgeluxInChina

© 2017 Bridgelux, Inc. All rights reserved. Product specifications are subject to change without notice.